



SPORVIEW[®] SELF-CONTAINED BIOLOGICAL INDICATORS For Monitoring Steam

Crosstex Codes: SCS-100 and SCS-106

Product Description

The SporView[®] Self-Contained Biological Indicators (SCBIs) for monitoring Steam processes consist of:

- A thermoplastic vial and cap
- A crushable media ampoule which contains modified Trypticase[®] Soy Broth (TSB) with a pH indicator. The modified TSB will transition from the initial purple color to yellow and/or demonstrate turbidity in the presence of bacterial growth
- An inoculated carrier (disc) of *Geobacillus stearothermophilus* (Cell Line 7953) with a population level of 10⁵ (SCS-100) or 10⁶ (SCS-106).

Intended Use

The SCBIs may be utilized to monitor Steam sterilization process efficacy in healthcare and industrial applications.

Instructions for Use

Exposure: SCBIs may be placed inside representative materials or within the chamber directly. Package or wrap product as usual, if applicable. Locate SCBIs or product in areas most difficult to sterilize, as outlined in a sterilization validation protocol or according to standard operating procedure. Run the cycle.

After sterilization or exposure, remove SCBIs or product from sterilizer.

Activation: Squeeze the sides of the unit until the glass media ampoule contained within is crushed. Ensure that the disc is immersed in the growth medium. Activate one SCBI which has not been exposed in a sterilization process as a Positive Control.

Incubation: Place the processed, activated SCBIs and the Positive Control in a vertical position in an incubator at 55°C to 60°C for a minimum of 24 hours.

Monitoring: Examine the SCBIs and record observations. All positive SCBIs should be disposed of immediately. Do not continue to incubate a positive SCBI. Continued growth may result in metabolism of amino acids in the absence of sugars, causing the pH to rise and result in color reversion that is visibly darker than a sterile unit. These should be considered as positive for growth (turbidity will be present).

For unexpected positives, it is recommended that a Gram stain be performed. Gram positive rods are characteristic of the indicator organism.

Interpretation: Control SCBI: The Positive Control SCBI should exhibit a color change to yellow and/or demonstrate turbidity. If the Positive Control does not show signs of growth, consider the test invalid.

Test SCBI: A passing sterilization cycle is indicated by no signs of turbidity and the purple color not transitioning to yellow. A failed sterilization cycle is indicated by turbidity and/or a color change to yellow.



Chemical Indicator (CI): The chemical indicating strip (along the center of the SCBI label) should transition from blue to brown/black when exposed to a steam process. Lack of color change or a partial change in color of the CI does not necessarily indicate failure. The CI does not prove efficacy of sterilization; the biological result should be used to gauge efficacy of the sterilization cycle.

Physical Properties

Process	Steam
Dimensions	8.4 mm x 45.5 mm
Packaging	100/Box
Chemical Indicator	Each SCBI contains a CI strip on the vial label. The CI should transition from blue to brown/black when exposed to a steam process.

Monitoring Frequency

For greatest control of sterilized goods, it is recommended that one or more SCBIs be included with every load.

Performance Characteristics

Population	1.0 to 5.0 x 10 ⁵ per disc (Crosstex Code SCS-100). 1.0 to 5.0 x 10 ⁶ per disc (Crosstex Code SCS-106).
Purity	No evidence of contamination present in sufficient numbers to adversely affect the finished product.
Steam Resistance	<i>D</i> value at 121°C ± 0.5°C 1.5 to 3.0 minutes The steam <i>D</i> value range is based on the requirements outlined in the USP, ISO 11138-3 and guidance issued by the Food & Drug Administration (FDA). Survival – Kill Times Calculated based on the formulas outlined in the USP, ISO 11138-1 and guidance issued by the FDA. <i>z</i> value ≥6°C The <i>z</i> value is based on <i>D</i> values at three temperatures in the range of 110°C to 130°C. Crosstex typically utilizes <i>D</i> values determined at 118°C, 121°C and 126°C.
Post-Market Criteria	Population: 50% to 300% of certified population <i>D</i> value: ± 20% of the certified <i>D</i> value Survival Time: All SCBIs result in growth at the certified survival time Kill Time: All SCBIs result in no growth at the certified kill time

Compliance

ISO 11138-1 Sterilization of health care products – Biological indicators – Part 1: General requirements

ISO 11138-3 Sterilization of health care products – Biological indicators – Part 3: Biological indicators for moist heat sterilization processes

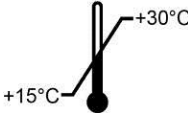




USP <55> Biological Indicators – Resistance Performance Tests

USP Biological/Official Monographs

USP Biological Indicator for Steam Sterilization, Self-Contained

Crosstex has a validated method for Total Viable Spore Count. Please inquire for the Technical Bulletin entitled *Population Verification for Paper Carrier Biological Indicators* to ensure consistent methodologies are being utilized when performing verification testing.

Storage and Shelf Life

	<p>20°C to 25°C average Excursions 15°C to 30°C allowed</p>		<p>Protect from heat & radioactive sources</p>
	<p>20% to 70% Relative Humidity</p>		<p>Do not freeze</p>
<p>Shelf Life</p>	<p>The shelf life of the SCBIs is based on the shorter of the two individual components (the media ampoule and inoculated carrier), which have independent expiration periods.</p>		
	<p>Short excursions outside the range of temperature and relative humidity recommended will not impact the performance of the SCBIs. Do not use damaged SCBIs. Do not use after expiration date. Do not refrigerate. The SCBIs contain live cultures and should be handled with care.</p>		

Disposal

Autoclave for not less than 30 minutes at 121°C or per other validated disposal cycle prior to discard.

SporView[®] is a registered trademark of SPSmedical Supply Corp., a wholly owned subsidiary of Crosstex International, Inc.

Trypticase[®] is a registered trademark owned by Becton, Dickinson and Company.