



# Technical Data Sheet

## PREPARED MODIFIED GROWTH MEDIUM For Use With *Geobacillus stearothermophilus*

True Indicating Codes: PGM-100 and PGM-50R



### Product Description

The prepared growth media consists of an exclusively formulated Trypticase Soybean Broth (TSB) modified with pH indicator. The pH indicator causes a transition in media color from Purple to Yellow when *Geobacillus stearothermophilus* bacterial growth is present, allowing for a reduced incubation when used in conjunction with True Indicating's Biological Indicators (BIs) and Inoculated Carriers.

### Physical Properties

Tube Dimensions	16.7mm x 62.8mm
Fill Volume	6.5 mL ± 0.5mL
Packaging	PGM-100: 100 Tubes / Pack PGM-50R: 50 Tubes + Transport Rack

### Indications for Use

The PGM growth medium is designed to be utilized in conjunction with BIs containing *Geobacillus stearothermophilus* to monitor Steam, Vaporized Hydrogen Peroxide (VH<sub>2</sub>O<sub>2</sub>), and Low Temperature

### Monitoring Frequency

For greatest control of sterilized goods, it is recommended that one or more BIs be included with every load. To maximize efficiency and reduce incubation time, use modified growth medium in conjunction with

### Instructions for Use

**Transfer:** Using aseptic technique, typically in a laminar flow hood, transfer one processed (exposed) BI or inoculated carrier to each tube of growth medium.

**Controls:** A tube of growth medium, without an inoculated carrier, may be incubated as outlined below as a negative control. Label the tube as Negative Control.

When a positive control is needed, aseptically transfer an unprocessed (unexposed) inoculated carrier into a tube of growth medium. Label the tube as Positive Control.

**Incubation:** Place the tube(s) in a vertical position in an incubator set at 55°C to 65°C.

Sterilization Process	Minimum Incubation Time
VH <sub>2</sub> O <sub>2</sub> or Steam	24 Hours
Formaldehyde	7 days





# Technical Data Sheet

**Monitoring:** Examine the tubes daily, whenever possible during incubation as outlined below and record observations.

**Interpretation:**

**Negative Control:** The Negative Control should exhibit a Purple color and should remain clear with no signs of turbidity. If the control transitions to Yellow or shows signs of growth, consider the test invalid.

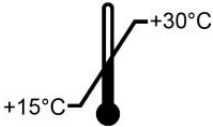






**Positive Control:** The Positive Control should exhibit a color change to Yellow and/or demonstrate turbidity. If the positive control does not show signs of growth, consider the test invalid.

**Test:** A passing cycle is indicated by the color of the growth medium remaining Purple and the media remaining clear with no signs of turbidity. Failed cycle is indicated by a color change to Yellow and the /or presence of turbidly.

### Performance Characteristics

Sterility	Pass
Growth Promotion Capabilities	Growth of <i>Geobacillus stearothermophilus</i> , cell line 7953 within 24 hours

### Storage and Shelf Life

	15°C to 30°C		Keep away from Sunlight
	20% to 80% Relative Humidity		Keep dry
	Do not freeze		Do not use after expiration date
<b>Shelf-Life</b>	12 Months from the date of manufacture		Protect from heat & radioactive sources

### Disposal

Prior to disposal, Autoclave all positive units at 121°C for not less than 30 minutes. Recycle glass tubes whenever possible.

